

PREMIUM GAS LOG SETS

---

Vent-Free Collection





# VENT-FREE COLLECTION

## Families gathering together to share moments

capturing the beauty and the glow of the world we live in. During the chill of the season, these moments are captured around the comfort of a fireplace. For over 60 years, Real-Fyre Gas Logs have been there to share in the best of these experiences with you. With the choices available in our Vent-Free Collection, you still get the splendor and warmth of a wood fire without the need for venting your fireplace. The hand crafted and beautifully detailed logs are available in a variety of styles, most with active natural flames and glowing embers designed to magnify the beauty of your hearth. For a more contemporary look, the

new G21 Series burner presents the color and sparkle of the Fyre Glass or Fyre Gems. With 99% heating efficiency, these sets operate using less gas, saving you energy dollars. ANSI certified for natural or propane gas; the Vent-Free Collection is equipped with an Oxygen Depletion Sensor for safe operation. A variety of control options are available, from manual to thermostatic remote, making the use of your gas logs simple.

The Real-Fyre Vent-Free Collection is approved for use in a solid-fuel burning fireplace, certain universal approved vent-free fireplaces and specifically approved vent-free fireplaces.



**The Choice Is Yours**

NEW

# G21 SERIES

CONTEMPORARY BURNER  
a unique burner for vent-free or vented applications

This clean burning, easy to use burner is constructed in all stainless steel. With its sleek lines, wide variety of choices for accessorizing (many unique colors in both Fyre Gems and Fyre Glass), and a beautiful polished mirror finish, the G 21 is the perfect addition to any contemporary hearth.

The G21 is available in an 18", 24", and a 30" burner




G21-GL-30-12 shown with Gold Reflective Fyre Glass and a Clear Fyre Glass base



GLG-\*\*-E  
EMERALD



GLG-\*\*-B  
BLACK GRANITE



GL-\*\*-FR  
AZURIA REFL.



GL-\*\*-HR  
GOLD REFL.



GLG-\*\*-R  
CORAL REEF



GLG-\*\*-S  
SAPPHIRE



GL-\*\*-E  
EMERALD



GL-\*\*-NR  
CARIBBEAN  
BLUE REFL.



GLG-\*\*-C  
GLACIER



GLG-\*\*-D  
CHAMPAGNE



GL-\*\*-BR  
BLACK REFL.



GL-\*\*-ZR  
BRONZE REFL.



GLG-\*\*-P  
PLATINUM



GLG-\*\*-M  
MINT



GL-\*\*-ER  
EMERALD REFL.




GL-\*\*-F  
AZURIA



GLG-\*\*-A  
DEEP AMBER



GLG-\*\*-J  
BLACK PEARL



GL-\*\*-N  
CARIBBEAN BLUE



GL-\*\*-C  
CLEAR



GLG-\*\*-O  
MOSS



GLG-\*\*-I  
INDIGO SWIRL



GL-\*\*-Z  
BRONZE




GL-\*\*-B  
BLACK



GLG-\*\*-K  
KOI



GLG-\*\*-T  
BLUE TOPAZ



GL-\*\*-S  
SAPPHIRE



GL-\*\*-W  
STAR FYRE

FYRE GEMS

FYRE GLASS



Contemporary Burner G21-GL-\*\*-12



Remove front mirrored panel to reveal the hidden, easy access, pilot controls.

## G21-GL-30-12 (shown) Stainless Steel Gas Burner

MODELS AVAILABLE:

G21-GL-18-12 (18 inch)

G21-GL-24-12 (24 inch)

G21-GL-30-12 (30 inch)

All glass and gems are available separately in a 7½ lb bag, 10 lb bag, or a 40 lb container.

\*\*when ordering glass or gems insert the amount desired in place of the ""\*\*"

7 for 7½ lbs, 10 for 10 lbs, and 40 for 40 lbs.

EXAMPLE: GL-10-HR

# G18 SERIES



The Evening Fyre, Evening Fyre Charred and the Evening Fyre Split log sets are featured on the advanced G18 vent-free burner system. The logs are sculpted and hand-painted with distinctive charring on the front log, mimicking a wood fire. The dramatic ember bed, with Bryte Coals, add to the warmth and beauty of the log set.

The G18 Series is available for Natural or Propane gas in 16/18" and 24/30" sets, with variable BTU's ratings from 25,000 to 38,000 for Natural Gas or Propane Gas. See-thru sets are also available in 16/18" and 24" sizes.

### 3 log sets to choose from:

<b>EFVG18-**</b>	<b>Evening Fyre Gas Log Set</b>
<b>ECVG18-**</b>	<b>Evening Fyre Charred Gas Log Set</b>
<b>ESVG18-**</b>	<b>Evening Fyre Split Gas Log Set</b>

\*\* insert size (e.g. 24). For See-thru set, add (-2) following the burner number (eg. EFGV18-2-24-15). Add a "P" to the end of the model # if using Propane gas.

A number of control options are available including:

- manual control
- remote on/off (-12)
- remote with variable flame height control (-15)
- electronic remote with variable flame height control (-01V)

*If desired, remote control number suffix should be added to the model number following the size indicator (e.g. EFGV18-24-01V).*



### G18-24/30-12

Gas Buner  
with on/ off remote



### G18-2-24/30-15

See-thru Gas Buner  
with variable flame height  
remote



Evening Fyre Charred ECV-24



Evening Fyre EFV-24



Evening Fyre Split ESV-24



Evening Fyre EFV-16/18



Evening Fyre Split ESV-16/18



Evening Fyre See Thru EVV-2-16/18



Evening Fyre Split See Thru ESV-2-16/18

# G10 SERIES

Featuring the popular burnt through front log, the G10 Series is available in two attractive log styles; Charred Frontier Oak and Charred Aged Split Oak (both ceramic refractory log sets). Lively flames and a large ember bed with Bryte Coals highlight the handcrafted logs, adding efficient heat and unmatched beauty to your fireplace.



Charred Aged Split Oak CHAS-24




Charred Frontier Oak CHFR-24

The G10 Series is available for Natural or Propane gas in 16"/18", 24" and 30" sets, with variable BTU's ratings from 17,000 to 37,000. All stainless steel models are available for added durability and use in outdoor rooms.

## 2 log sets to choose from:

- CHFRG10-\*\* Charred Frontier Oak Gas Log Set
- CHASG10-\*\* Charred Aged Split Oak Gas Log Set

\*\* insert size (e.g. 24). Add a "P" to the end of the model # if using Propane gas.



**G10-16/18-SS**  
**G10-24/30-SS**  
Stainless Steel Gas Burner  
with manual control



**G10-24/30**  
Gas Burner  
with manual control

A number of control options are available including:

- manual control
- remote on/off (-12)
- remote with variable flame height control (-15)
- electronic remote with variable flame height control (-01V)

*If desired, remote control number suffix should be added to the model number following the size indicator (e.g. CHFRG10-24-01V).*

# G9 SERIES

The traditional beauty of Golden Oak Designer or Split Oak logs add to the elegant burn of the G9 Vent-Free Burner System. Dancing flames and an ember bed, featuring an innovative reflective panel, offer comforting heat and fireside charm.



Split Oak S9-24

The G9 Series is available for Natural or Propane gas in 20", 24" and 30" sets, with BTU's ratings from 17,000 to 36,000. See- thru sets are also available in 24" size.

## 2 log sets to choose from:

- |                |  |
|----------------|--|
| <b>RDG9-**</b> | <b>Golden Oak Designer Gas Log Set</b> |
| <b>SG9-**</b>  | <b>Split Oak Gas Log Set</b>           |

\*\* insert size (e.g. 24). For See-thru set, add (-2) following the burner number (eg. RDG9-2-24-12). Add a "P" to the end of the model # if using Propane gas.

A number of control options are available including:

- manual control
- remote on/off control(-12)
- remote with variable flame adjusted control (-15)

*Add the remote control number suffix to the model number if a remote control is desired (e.g. RDG9-24-12).*




Golden Oak Designer RD9-24



Golden Oak Designer See Thru RD9-2-24



**G9-20/24/30**  
Gas Burner  
with manual control



**G9-2-24-12**  
See-Thru Gas Burner  
with on/off remote

# G8 SERIES

Ideal for smaller fireplaces, the Valley Oak logs are featured on the G8 Vent-Free burner system. Simple in design and function, this reliable system includes a 9,500 BTU's model designed for bedrooms (where permitted by code) or the standard 22,000 BTU model. A décor kit is also available to add to the attractiveness of your fireplace setting.



The G8 Series is available for Natural or Propane gas in 16", 20" and 24" sets, with BTU's ratings of 9,500 or 22,000.

**VOG8E-\*\***  
**VOG8E-\*\*R**

**Valley Oak (22,000 BTU) Gas Log Set**  
**Valley Oak (9,500 BTU) Gas Log Set**

\*\* insert size (e.g. VOG8E-24). Add a "P" to the end of the model # if using Propane gas.

*A manual and remote on/off (-12) control are available. Add "-12" to the model number if a remote control is desired (e.g. VOG8E-24-12).*



**G8E-16/20/24-12**  
Gas Burner  
with on/off remote

## PREMIUM ACCESSORIES

Real Fyre premium accessories are the perfect choice to customize your premium log set. We offer a wide variety of accessory options that will compliment any vent-free fireplace. Optional accessories include: Pine Cones, Acorns, and Wood Chip sets, in addition to our array of optional decorative kits. All sets are hand crafted and have the kind of realistic detail that brings that wonderfully authentic feel to any hearth. Choose one, or combine several premium accessory sets to make a hearth that is all your own.



Pine Cone/Wood Chip  
Decor Pack (DP-2)



Wood Chips (WCH-6)



Pine Cones (PC-4)



Acorns (AC-6)



# COMPARISON CHART

## G21 SERIES

BURNER	AVAILABLE SIZES	MAX BTU's	AVAILABLE CONTROLS			
			MANUAL	ON/OFF REMOTE	VARIABLE REMOTE	ELECTRONIC VARIABLE
		NATURAL & PROPANE		(-12)	(-15)	(-01V)
Contemporary Burner (G21-GL-**-12)	18", 24", 30"	40,000		X		

## G18 SERIES

LOG SETS	AVAILABLE SIZES	MAX BTU's	AVAILABLE CONTROLS			
			MANUAL	ON/OFF REMOTE	VARIABLE REMOTE	ELECTRONIC VARIABLE
		NATURAL & PROPANE		(-12)	(-15)	(-01V)
Evening Fyre (EFV)	16/18", 24", 30"	38,000	X	X	X	X
Evening Fyre Charred (EVC)	16/18", 24", 30"	38,000	X	X	X	X
Evening Fyre Split (ESV)	16/18", 24", 30"	38,000	X	X	X	X
See-Thru (EFV-2, ESV-2 & EVC-2)	16/18"	38,000		X	X	
See-Thru (EFV-2, ESV-2 & EVC-2)	24"	40,000		X	X	

## G10 SERIES

LOG SETS	AVAILABLE SIZES	MAX BTU's	AVAILABLE CONTROLS			
			MANUAL	ON/OFF REMOTE	VARIABLE REMOTE	ELECTRONIC VARIABLE
		NATURAL & PROPANE		(-12)	(-15)	(-01V)
Charred Frontier Oak (CHFR)	16/18", 24", 30"	37,000	X	X	X	X
Charred Aged Split Oak (CHAS)	16/18", 24", 30"	37,000	X	X	X	X

## G9 SERIES

LOG SETS	AVAILABLE SIZES	MAX BTU's	AVAILABLE CONTROLS		
			MANUAL	ON/OFF REMOTE	VARIABLE REMOTE
		NATURAL & PROPANE		(-12)	(-15)
Golden Oak Designer (RD9)	20", 24", 30"	36,000	X	X	X
Split Oak (S9)	20", 24", 30"	36,000	X	X	X
See-Thru (RD9 & S9)	24"	36,000		X	

## G8 SERIES

LOG SETS	AVAILABLE SIZES	MAX BTU	AVAILABLE CONTROLS	
			MANUAL	ON/OFF REMOTE
		NATURAL & PROPANE		(-12)
Valley Oak (VO8E) (R)	16", 20", 24"	9,500	X	X
Valley Oak (VO8E)	16", 20", 24"	22,000	X	X



Manual Control



On/Off Remote Control (-12)




Variable Remote Control (-15)



Electronic Variable Control (-01V)

### REAL FYRE VENT- FREE GAS LOG SETS LIMITED WARRANTY HIGHLIGHTS

ALL PETERSON VENT- FREE CERAMIC REFRACTORY GAS LOGS ARE WARRANTED FOR AS LONG AS YOU OWN THEM (LIFETIME). ALL PETERSON VENT- FREE BURNERS ARE WARRANTED FOR TEN (10) YEARS. ALL PETERSON VALVES, PILOTS AND CONTROLS ARE COVERED BY A ONE (1) YEAR LIMITED WARRANTY (EXCLUDING BATTERIES).



 **realfyre**  
PREMIUM GAS LOGS

RH PETERSON co.  
14724 PROCTOR AVE. CITY OF INDUSTRY, CA 91746  
WWW.RHPETERSON.COM



CRAFTED WITH PRIDE  IN THE USA



L-F1-00811